





Cell phone and Home Phone Telecoil Enabled Accessories

Cochlear™ Nucleus® CP810 Sound Processor and Cochlear Nucleus Freedom™ Sound Processor

ACCESSORY	PRODUCTS	TO PURCHASE	GENERAL INFORMATION
Silhouettes	Hatis® 	www.harc.com www.soundbytes.com www.hatis.com www.harriscomm.com www.hearmore.com www.soundclarity.com	Nucleus 5 Sound Processor (CP810): Connect accessory to the telephone's headphone jack. Place silhouette next to sound processor. Use in AutoPhone™ or switch to telecoil setting. Nucleus Freedom Sound Processor: Connect accessory to the telephone's headphone jack. Place silhouette next to sound processor. Switch to telecoil setting. Silhouettes can be used with cellular & cordless telephones that have a standard headphone jack or with audio players. Products designed for phones have a 2.5mm plug and include a clip-on microphone. Single or bilateral models are available.
	NoiZfree™ 		
	T-Links 		
Wire Neckloops	ClearSounds® CLA7v2 	www.soundbytes.com www.harc.com www.soundclarity.com www.hitec.com	Nucleus 5 Sound Processor: Connect CLA7v2 to telephone's headphone jack. Place neckloop around neck. Use in AutoPhone or switch to telecoil setting. Nucleus Freedom Sound Processor: Connect CLA7v2 to telephone's headphone jack. Place neckloop around neck. Switch to telecoil setting. The ClearSounds CLA7v2 neckloop is designed for use with cellular, corded, or cordless phones that have a 2.5mm headphone jack.

Nucleus is a registered trademark of Cochlear Limited, registered in the U.S. and other countries. Cochlear, Freedom, and the elliptical logo are trademarks of Cochlear Limited. Baha is a registered trademark of Cochlear Bone Anchored Solutions AB, a Cochlear Group Company. The names of actual companies and products mentioned herein may be the trademarks of their respective owners.
FUN1113 1S51 NOV09

www.cochlear.com
Cochlear Americas
13059 East Peakview Avenue
Centennial, CO 80111 USA

Tel: 1 303 790 9010
Fax: 1 303 792 9025
Toll Free: 1 800 523 5798



Cochlear™

Hear now. And always

Cell Phones and Bluetooth® Accessories

Cochlear™ Nucleus® CP810 Sound Processor and Cochlear Nucleus Freedom™ Sound Processor

In the U.S., the Federal Communications Commission (FCC) requires that cellular manufacturers and service providers make 25% of their cellular handsets compatible with hearing devices. Handsets that receive a microphone compatibility rating of M3 or M4 have met or surpassed the standard for compatibility with the microphone in a cochlear implant processor or hearing aid. The higher the M-rating the telephone has the lower the radio frequency emissions level which results in higher signal quality." TO "The higher the M-rating, the higher the signal quality (lower radio frequency emissions level).

Nucleus and Baha® Sound Processors have a telecoil feature designed to bypass the microphone for better speech understanding on the telephone. The telecoil is like an invisible assistive listening system that delivers sound by magnetic induction when used

with a telecoil compatible component. Cellular phone manufacturers are required to offer at least two handsets that are compatible with the telecoil feature and have an FCC rating of T3. Handsets that receive a rating of T3 or T4 have met or surpassed the required standard as adopted by the FCC. Information about compatibility can be found on the cellular providers' websites or in their retail stores. We recommend that you test all handsets in the stores prior to buying. Please remember that everyone's hearing loss is different and what works for one person may not work for another.

Visit www.phonescoop.com to research compatible cell phones. Click on phone finder then select "SHOW ALL OPTIONS" near the top of the form. You will be able to check for hearing aid compatibility (M3/T3, M4/T4) ratings under accessibility options.

Bluetooth Accessories

PRODUCT

TO PURCHASE

WORKS WITH

Bluetooth Headphone



Visit your local cell phone store

Nucleus 5 Sound Processor (CP810): Pair Bluetooth device with Bluetooth compatible cell phone. Place Bluetooth headphone next sound processor. Use in AutoPhone™ or switch to telecoil setting.



NoiZfree Beetle

www.tecear.com
www.soundbytes.com
www.harc.com
www.soundclarity.com

Freedom Sound Processor: Pair Bluetooth device with Bluetooth compatible cell phone. Place Bluetooth headphone next to sound processor. Switch to telecoil setting.

Nucleus 5 Sound Processor: Pair Bluetooth device with Bluetooth compatible cell phone. Place silhouette next to sound processor. Use in AutoPhone or switch to telecoil setting.

Bluetooth Neckloops



www.tecear.com
www.soundbytes.com
www.harc.com
www.soundclarity.com

Artone

Nucleus 5 Sound Processor: Pair Bluetooth device with Bluetooth compatible cell phone. Place silhouette next to sound processor. Switch to telecoil setting.

Freedom Sound Processor: Pair with Bluetooth device with Bluetooth compatible cell phone. Place neckloop around neck. Switch to telecoil setting.

Phonak SmartLink

SmartLink SX



Contact your audiologist

Nucleus 5 Sound Processor: Use the Phonak SmartLink transmitter with the Phonak MyLink receiver . Use in AutoPhone or switch to telecoil setting.

Freedom BTE Sound Processor: Use the Phonak SmartLink transmitter with the Phonak MicroLink receiver .

Freedom Bodyworm™ Sound Processor: Use the Phonak SmartLink transmitter with the Phonak MicroLink MLX receiver .



Hear now. And always

Cochlear™